

**KHSAA TITLE IX
ANNUAL REPORT SUBMISSION
STATUS REPORT
2008-2009**

KHSAA
Form T65
Revised 4/09

TO: KHSAA Member School Superintendents, Principals, and Athletic Directors

FROM: Brigid L. DeVries, Commissioner
Darren Bilberry, Assistant Commissioner

DATE: April 30, 2009

School	Mayfield	Reviewed by	Gary W. Lawson
--------	----------	-------------	----------------

The following is a status report regarding the required 2008 - 2009 Title IX Annual Report submission of forms due into the KHSAA office by April 15, 2009. Appropriate KHSAA Audit Team personnel have reviewed these forms and the following is a summary of this review.

I. Checklist of Forms properly submitted in a satisfactory manner:

X	GE 19 (Annual Verification)	X	T-35 (Budget Expenses)
X	T-1 (Summary Program Chart 1)	X	T-36 (Budget Expenses)
X	T-2 (Summary Program Chart 2)	X	T-41 (Checklist – Overall Interscholastic Program)
X	T-3 (Summary Program Chart 3)	X	T-60 (Corrective Action Plan)
X	T-4 (Summary Program Chart 4)	NA	T-63 (Interscholastic Survey Results)

II. Status

A.	X	2008 – 2009 Forms are satisfactory and no further information or action is necessary at this time.
B.		Errors have been noted with respect to the following forms:
C.		The following forms were omitted and must be submitted by school representatives:
D.	X	<p>According to the 2008-2009 data, the school appears to be meeting the standards established in:</p> <p><input checked="" type="checkbox"/> Test 1 (Athletic participation is proportionate to enrollment)</p> <p><input type="checkbox"/> Test 2 (History and continuing practice of program expansion)</p> <p><input checked="" type="checkbox"/> Test 3 (Full and effective accommodation of interests and abilities)</p>
E.	X	<p>Other Recommendation and Comments: The calculations, data, and responses submitted show that the school is likely meeting the standard established in Test 1 for the provision of athletic opportunities. Since KHSAA does not currently sanction bowling and archery and the school has addressed the indicated interest in girls swimming, it would appear that the standard established in Test 3 is also being met. In the area of benefits, total athletic spending seems to be barely within acceptable parameters. Thanks for the good work and continued emphasis on this project.</p>



**KENTUCKY HIGH SCHOOL ATHLETIC ASSOCIATION
2008-2009 ANNUAL VERIFICATION OF TITLE IX PROCEDURES**

*KHSAA Form GE19
F:Forms/GE19
Rev.12/08*

(To be submitted by April 15, 2009 along with other required forms)

APR 13 2009

The Mayfield High School, Mayfield,
Kentucky

(Name of High School)

(City)

certifies to the Kentucky High School Athletic Association that the following is an accurate and true representation of the facts surrounding compliance with 20 U.S.C. Sections 1681-1688, et. Seq. (also known as Title IX)

I certify the following provisions in accordance with records at the school contained in the permanent Title IX file, at least one copy of which must be maintained in the Principal's office, and to the best of my knowledge have completed the following tasks.

Established a gender equity committee at the high school. (List committee personnel and provide attachment if necessary)

Name	Address	Phone	Title
(Supt., Principal, Student, Parent, Coach, Etc.)			
Joe Morris	1306 Fairway Cr.	270-247-9925	A.D.
Lonnie Burgett	1541 Weaverly	270-247-0493	Superintendent
Chris Guhy	135 St. Martins	270-247-7533	Boys Basketball Coach
Don Hubbard	122 Campbell Ct.	270-247-1944	Girls Basketball Coach
Pat Powers	216 Broadway Place	270-247-8145	Board Member
Connie McCuiston	605 Weda Circle	270-705-0565	Girls soccer & softball
Anthony Hatchell	640 State Route 2205	27-705-8763	Principal
Luke Guhy			Male Student
Emily Shepp			Female Student

Scheduled a minimum of three meetings during the 2008-2009 school year on the following dates:

AUG. 2008
Jan. 2009
May 2009

Designated the following person(s) as the Title IX coordinator for the school:

Name	Title	Address	Phone
Anthony Hatchell	Principal	P.O. Box 5242	705-8763

Designated the following person(s) as the Title IX coordinator for the district:

Name	Title	Address	Phone
Anthony Hatchell	Principal	P.O. Box 5242	705-8763


School personnel are continuing to make periodic reviews of the boys' and girls' athletics program reflected in the Corrective Action Plan.

In addition to the above information, the above referenced school maintains a complete permanent file relative to Title IX records including copies of the self-assessment audit, all corrective action plans, and other related materials.


Principal's Signature

4/3 2009
Date


Superintendent Signature


School Board Chairpersons' Signature



2008-2009
ACCOMMODATION OF INTERESTS AND ABILITIES
SUMMARY PROGRAM CHART T-1

KHSAA
 Form T1
 F:Forms/T1
 Rev. 10/08

Participation Opportunities Test One

		(Column 1)	(Column 2)	(Column 3)	(Column 4)
	Program	Enrollment	Percentage of Total Enrollment	Number of Interscholastic Participants (double and triple count)	Percentage of Total Participation
Row 1	GIRLS	184	48.04%	172	44.67%
Row 2	BOYS	199	51.96%	213	55.32%
Row 3	Totals	383	100%	385	100%

Instructions:

*Number of 8th grade students & below used in Column 3 and Column 4 calculations: 41

- 1) Determine the total number of girls enrolled, (place in Row 1, Column 1). Determine the total number of boys enrolled, (place in Row 2, Column 1).
- 2) Add the total number of girls and boys enrolled to determine total enrollment, (place in Row 3, Column 1).
- 3) Calculate the percentage of total enrollment that is female. (Divide Row 1, Column 1 by Row 3, Column 1 and place in Row 1, Column 2.) Calculate the percentage of total enrollment that is male. (Divide Row 2, Column 1 by Row 3, Column 1 and place in Row 2, Column 2.) Note: Row 1, Column 2 plus Row 2, Column 2 should total 100%.
- 4) Ask coaches to confirm the names of those individuals who are on the team as of the first **date of regular season competition**, and cross out the names of those who were cut from the team or quit the team prior to the first regular season competitive event. Determine the total number of interscholastic athletics participants that are girls, (and place in Row 1, Column 3). In order to determine the total number of athletics participants, an individual should be counted each time he or she participates on a team. For example, if Jane Doe competes on the varsity volleyball team, the junior varsity volleyball team, the junior varsity basketball team, and the varsity softball team, she should be counted as four participants (**do not include club or intramural sports participants, cheerleaders, dance teams, or pom squads**). Calculate the same way for boys and girls. * In addition, should 8th grade students and below play on a Freshman, Junior Varsity, or Varsity team, they should also be counted for each team and sport on which they participate. If applicable, please asterisk in the above notation as to how many 8th grade students & below are included in the totals.
 Using the same procedure, determine the total number of interscholastic athletic participants that are boys, (and place in Row 2, Column 3). Add Row 1, Column 3 plus Row 2, Column 3 to get total participants and place in Row 3, Column 3.
- 5) Calculate the percentage of female participation. (Row 1, Column 3 divided by Row 3, Column 3 and place in Row 1, Column 4.) Calculate the percentage of male participation. (Row 2, Column 3 divided by Row 3, Column 3 and place in Row 2, Column 4.) Note: Row 1, Column 4 plus Row 2, Column 4 should total 100%.

Note: While being within three percent is not a formal compliance standard; if the percent listed in Row 1, Column 4 is within 3% of Row 1, Column 2, then it provides a good target within which compliance is likely.

2008-2009
ACCOMMODATION OF INTERESTS AND ABILITIES
SUMMARY PROGRAM CHART T-2

KHSAA
 Form T2
 Rev. 12/08

Participation Opportunities Test Two

		Column 1	Column 2	Column 3	Column 4	Column 5
Program		Number of Teams Currently Offered	Number of Participants	Number of Teams Added Since the beginning of the 2004-2005 School Year	Number of participants for the 2008-09 school year who are playing on teams added since the 2004-05 school year	Percent of Total Participation By Sex Added Since the beginning of the 2004-2005 School Year
GIRLS	Row 1	varsity:	7	116	1	13
	Row 2	j.v.:	4	48	1	9
	Row 3	frosh:	1	8		
	Row 4	total:	12	172		22
BOYS	Row 5	varsity:	7	137		
	Row 6	j.v.:	4	54		
	Row 7	frosh:	2	22		
	Row 8	total:	13	213		

- 1) For Column 1, list the number of interscholastic teams offered for girls and boys at each competitive level (varsity, junior varsity, and freshman). For girls, total each of the entries in Rows 1, 2, and 3 into Row 4. For boys, total Rows 5, 6, and 7 into Row 8.
- 2) For Column 2, list the number of participants at each level. For girls, total each of the entries in Rows 1, 2, and 3 into Row 4. For boys, total Rows 5, 6, and 7 into Row 8. **Note:** The totals in Row 4 for girls and in Row 8 for boys must be the same as the totals in Form T-1, Column 3, Rows 1 and 2 respectively.
- 3) For Column 3, list the number of interscholastic teams that have been added in the last five years at each competitive level. Count each team added during the 5 year period only one time. e.g. Girl's junior varsity soccer was added 3 years ago, count the team only once, not 3 times. For girls, total the entries in Rows 1, 2, and 3 into Row 4. For boys, total Rows 5, 6, and 7 into Row 8.
- 4) For Column 4, list the number of participants that are **currently** on each level of the teams that were added in the last five years. If a team was added previously but no longer exists, there are no current participants to be added for that team. For girls, total the entries in Rows 1, 2, and 3 into Row 4. For boys, total Rows 5, 6, and 7 into Row 8.
- 5) For Column 5, calculate the percentage of participants that have been added in the last five years. For girls, take the number in Column 4, Row 4 and divide by the number in Column 2, Row 4. For boys, take the number in Column 4, Row 8 and divide it by the number in Column 2, Row 8.

Note: If the percentage of current participants added in the last five years is 25% or greater, compliance with Test Two may be possible. If less than 25%, then compliance with Test Three should be analyzed. **CAUTION:** 25% is not a formal compliance standard.

Principal's Signature: _____

Date: 4/3/09

2008-2009
ACCOMMODATION OF INTERESTS AND ABILITIES
SUMMARY PROGRAM CHART T-3

KHSAA
 Form T3
 Rev. 12/08

Participation Opportunities Test Three

FOR ANY QUESTION ANSWERED "YES" IDENTIFY THE RESPECTIVE SPORT(S).

	GIRLS (Yes / No)		BOYS (Yes / No)
1. For a sport <u>not</u> currently offered in your interscholastic athletics program, is there sufficient interest to form a viable interscholastic team based on participation on an <u>intramural team</u>.	NO		NO
2 For a sport <u>not</u> currently offered, is there sufficient interest, based on the responses to your most recent Student Interest Survey, to form a viable <u>interscholastic team</u> for a sport not currently offered. If yes, what sport?	NO		NO
3. For a sport currently offered at the junior varsity or freshman level is there sufficient interest, based on your most recent Student Interest Survey, to form a <u>varsity team</u> not currently offered?	Yes Swim/Dive Bowling Archery		YES SAME
4. For a sport currently offered at the varsity level only, is there sufficient interest, based on your most recent Student Interest Survey, to form a viable team for a <u>junior varsity or freshman team</u> that is not currently offered?	NO		NO
5. If you answered YES to question (1), (2), (3), or (4), are there enough high schools in the geographic area offering the sport (at the appropriate level) to allow for the development of a reasonable schedule of competition?	NO		NO

Plans to Address Interest: We had a meeting but there was not enough interest to have a Swim/ Dive team.

 4/3/09



2008-2009
ACCOMODATION OF INTERESTS AND ABILITIES
SUMMARY PROGRAM CHART T-4

KHSAA
 Form T4
 F-Forms/T4
 Rev. 12/08

Levels of Competition Test One

		Column 1	Column 2	Column 3
Girls	Team Levels	Number of Teams Currently Offered	Number of Participants	Percentage of Participants at Each Level
Row 1	varsity:	7	116	67.44%
Row 2	j.v.:	4	48	27.91%
Row 3	frosh:	1	8	4.65%
Row 4	total:		172	100%
Boys				
Row 5	varsity:	7	137	64.32%
Row 6	j.v.:	4	54	25.35%
Row 7	frosh:	2	22	10.33%
Row 8	total:		213	100%

- 1) Column 1, list the number of interscholastic teams offered for girls and boys at each competitive level; varsity, junior varsity, and freshman. (Refer to Form T-2, Accommodation of Interests and Abilities, Summary Program Chart 2, Column 1.)
- 2) For Column 2, list the number of participants at each level. For girls, total the entries in Rows 1, 2, and 3 into Row 4. For boys, total the entries in Rows 5, 6, and 7 into Row 8. (Refer to Form T-2, Accommodation of Interests and Abilities, Summary Program Chart 2, Column 2.)
- 3) For Column 3, calculate the percentage of female and male participants at each level.
 For girls' varsity, junior varsity, and frosh, respectively:
 - Divide Column 2, Row 1 by Column 2, Row 4, and place the percentage in Column 3, Row 1
 - Divide Column 2, Row 2 by Column 2, Row 4, and place the percentage in Column 3, Row 2.
 - Divide Column 2, Row 3 by Column 2, Row 4, and place the percentage in Column 3, Row 3.
 For boys' varsity, junior varsity, and frosh, respectively:
 - Divide Column 2, Row 5 by Column 2, Row 8, and place the percentage in Column 3, Row 5.
 - Divide Column 2, Row 6 by Column 2, Row 8, and place the percentage in Column 3, Row 6.
 - Divide Column 2, Row 7 by Column 2, Row 8, and place the percentage in Column 3, Row 7.

Principal's Signature: _____ Date: 4/3/09

See *Booster Agreement*

**2008-2009
ACTUAL EXPENDITURES - PROGRAM COMPARISON CHART 1
TO INCLUDE BOOSTER CLUB FUNDING**

	equipment and supplies			travel			awards			coaches' salaries (to include supplemental and extended employment; dollar amount required)			facilities improvements			publications (if sport-specific)		
	Expenditures			Expenditures			Expenditures			Expenditures			Expenditures			Expenditures		
	School	Booster		School	Booster		School	Booster		School	Booster		School	Booster		School	Booster	
G basketball	\$17618			\$40			\$295			\$20742								
B basketball	\$10925			\$0			\$353			\$22392								
G softball	\$4867			\$397			\$312			\$5842			\$930					
B baseball	\$6143			\$615			\$105			\$6835								
G cross country																		
B cross country																		
G golf	\$1212			\$219			\$34			\$2792								
B golf	\$1212			\$219			\$34			\$2792								
G soccer	\$5823			\$401			\$581			\$5743								
B soccer	\$6411			\$831			\$581			\$5585								
G swimming																		
B swimming																		

1. Total expenditures on T-35 and T-36 on the 2008-2009 year report due by April 15, 2009, should reflect the total monies spent (rounded off to nearest dollar) for the entire school year of 2007-2008 ending June 30, 2008.

2. Booster Club Funding/Contributions must be included in the above expenditures total. (Note: It is illegal for coaches to be paid by Booster Clubs - Reference KHSAA Bylaw 27)

Principal's Signature: _____ Date: 4/3/09

2008-2009
ACTUAL EXPENDITURES - PROGRAM COMPARISON CHART 2
TO INCLUDE BOOSTER CLUB FUNDING

* SEE Booster Agreement

	equipment and supplies		travel		awards		coaches' salaries (to include supplemental and extended employment; dollar amount required)		facilities improvements		publications (if sport-specific)	
	Expenditures		Expenditures		Expenditures		Expenditures		Expenditures		Expenditures	
	School	Booster	School	Booster	School	Booster	School	Booster	School	Booster	School	Booster
G track	\$3511		\$172		\$0		\$3418					
B track	\$3511		\$172		\$0		\$3418					
G tennis	\$1028		\$165		\$97		\$2871					
B tennis	\$1028		\$165		\$97		\$2871					
G volleyball	\$3066		\$380		\$138		\$5742					
B wrestling												
G (list sport)												
B football	\$23264		\$1657		\$540		\$28122					
G (list sport)												
B (list sport)												

1. Total expenditures on T-35 and T-36 on the 2008-2009 year report due by April 15, 2009, should reflect the total monies spent (rounded off to nearest dollar) for the entire school year of 2007-2008 ending June 30, 2008.

2. Booster Club Funding/Contributions must be included in the above expenditures totals. Indicate percentage of total expenditures for each gender: (if disparities are obvious, list on your Corrective Action Plan (T-60) what action you will take to correct the problem).

Gender	Expenditures	Percentage
Boys	\$129,878	59.49%
Girls	\$88,436	40.51%
Total:	\$218,314	

Principal's Signature: _____

Date: 4/3/09

2008-2009 KHSAA TITLE IX ATHLETICS AUDIT

KHSAA
Form T41
Rev. 12/08

Checklist - Overall Interscholastic Athletics Program

DIRECTIONS:


For the Areas of Compliance (Opportunities and Benefits) listed on the left hand side of the page, place a checkmark under the appropriate column identifying whether your school provided an advantage to the Girls' Program, or to the Boys' Program or to Neither Program. A review of T-35 and T-36 spending patterns might be helpful in completing this form.

Areas of Compliance:	ADVANTAGE TO:		
	GIRLS' PROGRAM	BOYS' PROGRAM	NEITHER PROGRAM
OPPORTUNITIES			
Accommodation of Interest and Abilities			X
BENEFITS			
Equipment and Supplies			X
Scheduling of Games and Practice Time			X
Travel and Per Diem Allowances			X
Coaching			X
Locker Rooms, Practice and Competitive Facilities			X
Medical and Training Facilities and Services			X
Publicity			NA
Support Services			X
Athletic Scholarships			NA
Tutoring			X
Any meals provided for home			X

If an advantage is shown, corrective action should be shown on T-60 (Corrective Action Plan).

Principal's Signature: _____

Date: _____



4/3/09

SCHOOL NAME

Mayfield


2008-2009

TITLE IX

CORRECTIVE ACTION PLAN

DIRECTIONS:

1. For Column 1, indicate the intended area (Opportunities or Benefits) which needs corrective action in order to achieve gender equity. For Column 2, write the suggested change or activities that will correct the area in need of alteration. For Column 3, include the estimated completion date for the changes or activities.
2. It is possible to attain compliance with Title IX and no longer need "corrective" action. However, the KHSAA strongly encourages compliant schools to identify items for improvement (Column 1), activities to accomplish the improvement (Column 2) and a timetable for completion (Column 3) that will strengthen the athletic program.
3. You may copy this form as needed. Please attach corrective action plans along with audit forms and submit by April 15, 2009.

COLUMN 1 ITEM FOR CORRECTION/ IMPROVEMENT	COLUMN 2 SUGGESTED CHANGE/ ACTIVITIES	COLUMN 3 SCHOOL YEAR, COMPLETION DATE OF CORRECTION FOR PROJECT
Lights on softball field		Hoping Spring of 2010
Moving in of softball fence		Completed in March of 2009
		

Principal's Signature: _____

Date: 4/3/09



MAYFIELD HIGH SCHOOL

700 DOUTHITT STREET
MAYFIELD, KENTUCKY 42066
Telephone 270-247-4461



Gail Stroup
School Secretary

ANTHONY HATCHELL
PRINCIPAL

Don Hubbard
Dean of Students

Joe Morris
Athletic Director

Lynn Henderson
Counselor

Mrs. Norma Erwin
Records Secretary

Mayfield High School Booster Club Agreement

The Mayfield High School Booster Club agrees to pay all money to the Mayfield High School Athletic Association, or the Mayfield Board of Education, and not to the individual sports. The distribution of the funds will be left to the discretion of the Gender Equity Committee, and the Mayfield Booster Club Board of Directors.

Joe Morris, Athletic Director

Joe Morris

Anthony Hatchell, Principal

Anthony Hatchell

John Smith, M.H.S. Booster Club President

John Smith

Earl Watts, M.H.S. Booster Club Treasure

Earl Watts, Treasurer